


# Final Results - 18 February 2015

## Canada Winter Games Biathlon Events

### Jr Men - 12.5 km Pursuit

Otway, Prince George BC

Time of Last Finish: 0:59 hrs

Rank	Bib	Name	Team	Ski Time	Shooting P P S S I	Final Time	%	Pts	Notes
1	2	DUPIUS, Alexandre	ON 	35:40.4	1 1 0 1 3	<b>35:45.4</b>	100.6%	100	
2	1	HUDEEC, Matthew	SK 	36:04.3	1 1 2 1 5	<b>+18.9</b>	99.7%	97	
3	5	SANCHEZ, Teo	QC 	35:45.2	0 1 0 1 2	<b>+19.8</b>	99.7%	94	
4	3	BURNOTTE, Jules	QC 	36:31.7	2 0 1 1 4	<b>+56.3</b>	98%	91	
5	4	ROOTS, Arthur	BC 	37:40.3	1 2 3 1 7	<b>+2:09.9</b>	94.9%	88	
6	11	CHURCHILL, Benjamin	AB 	37:39.9	0 0 1 0 1	<b>+2:44.5</b>	93.4%	85	
7	8	LAWTON, Jason	ON 	38:56.9	2 1 1 2 6	<b>+3:46.5</b>	91%	83	
8	6	BOYD-PORTER, Seamus	NL 	39:11.9	2 1 2 3 8	<b>+3:51.5</b>	90.8%	81	
9	9	RUNNALLS, Adam	AB 	38:59.4	1 0 2 2 5	<b>+3:54.0</b>	90.7%	79	
10	10	BÉRUBÉ-LAROCHELLE, Félix	QC 	39:15.7	0 1 2 2 5	<b>+4:15.3</b>	89.9%	77	
11	7	BOLDUC, Zachari	QC 	40:04.5	2 0 2 2 6	<b>+4:49.1</b>	88.7%	75	5.1c Reprimand - 8.5.2.1 Safety Check
12	19	QUINN, Tobias	ON 	39:06.8	1 1 1 3 6	<b>+4:51.4</b>	88.6%	74	
13	21	CHAMBERS, Jakob	AB 	39:06.2	1 1 2 2 6	<b>+5:00.8</b>	88.2%	73	
14	14	REIMER, Jason	SK 	39:47.6	0 0 2 3 5	<b>+5:07.2</b>	88%	72	
15	15	GERWING, Nathanael	AB 	40:18.6	1 1 0 1 3	<b>+5:43.2</b>	86.7%	71	
16	12	BOUDREAU, Andre	PE 	40:43.0	1 0 1 1 3	<b>+5:52.6</b>	86.4%	70	
17	20	KREITZ, Robert	BC 	40:17.1	2 0 0 2 4	<b>+6:06.7</b>	85.9%	69	
18	18	ALGRA, Peter	BC 	40:27.6	1 2 1 1 5	<b>+6:07.2</b>	85.9%	68	
19	22	BOUDREAU, Lucas	PE 	41:14.5	2 0 1 0 3	<b>+7:14.1</b>	83.7%	67	




















# Final Results - 18 February 2015

## Canada Winter Games Biathlon Events

### Jr Men - 12.5 km Pursuit

Otway, Prince George BC

Time of Last Finish: 0:59 hrs

20	17	<b>LIRETTE, Andrew</b>	NT		41:56.0	2 0 1 3 6	<b>+7:30.6</b>	83.1%	66	
21	13	<b>RICHARD, Josh</b>	PE		42:24.9	1 2 1 1 5	<b>+7:39.5</b>	82.9%	65	
22	16	<b>KIERS, Trevor</b>	ON		41:44.1	1 3 4 3 11	<b>+7:43.7</b>	82.7%	64	Penalties 0:00:30 5.3 – started early in Pursuit – 30 sec
23	29	<b>VOGEL-NAKAMU RA, Emile</b>	BC		42:17.1	0 0 0 0 0	<b>+8:51.7</b>	80.6%	63	
24	24	<b>FRASER, Andrew</b>	NS		43:35.6	0 1 3 1 5	<b>+9:45.2</b>	79%	62	
25	30	<b>RIEGER, Colin</b>	SK		44:46.4	2 0 1 2 5	<b>+11:26.0</b>	76.2%	61	
26	26	<b>LAKES, Zachary</b>	NS		45:13.6	1 0 3 2 6	<b>+11:33.2</b>	76%	60	
27	28	<b>DUMONTIER, Nicholas</b>	MB		45:36.3	3 1 2 1 7	<b>+12:05.9</b>	75.2%	59	
28	23	<b>BYRNE, Jesse</b>	NL		44:54.5	1 5 2 2 10	<b>+12:59.1</b>	73.8%	58	Penalties 0:02:00 5.5a – penalty loop not done – 2 min
29	25	<b>BOISSONNAULT, Zacharie</b>	NB		46:45.6	2 2 1 3 8	<b>+13:00.2</b>	73.8%	57	
30	33	<b>HENNESSEY, Jack</b>	NS		46:24.6	0 0 1 2 3	<b>+13:19.2</b>	73.3%	56	
31	27	<b>NOTSCHAELE, Branden</b>	SK		47:03.2	0 3 4 1 8	<b>+13:27.8</b>	73.1%	55	
32	36	<b>PATRIQUIN, Noah</b>	NS		47:00.1	1 1 2 3 7	<b>+14:09.7</b>	72.1%	54	
33	35	<b>LANGDON, Ryan</b>	NL		47:43.9	2 0 3 3 8	<b>+14:48.5</b>	71.1%	53	
34	31	<b>LANDRY, Alexandre</b>	NB		50:00.0	3 2 1 2 8	<b>+16:44.6</b>	68.5%	52	
35	34	<b>HODDER, Austin</b>	NL		49:42.4	2 2 3 5 12	<b>+18:42.0</b>	66.1%	51	Penalties 0:02:00 5.5a – penalty loop not done – 2 min
36	37	<b>DRUWE, Dominique</b>	MB		51:34.5	3 2 3 3 11	<b>+18:49.1</b>	65.9%	50	
37	38	<b>DAIGLE, Raphaël</b>	NB		52:01.1	4 2 2 2 10	<b>+19:20.7</b>	65.3%	49	
38	32	<b>CLEMENT, Cody</b>	MB		53:03.7	3 4 5 1 13	<b>+19:53.3</b>	64.6%	48	





# Final Results - 18 February 2015

## Canada Winter Games Biathlon Events

### Jr Men - 12.5 km Pursuit

Otway, Prince George BC

Time of Last Finish: 0:59 hrs

39	41	<b>CROOK, Kjel</b>	NT		52:19.5	1	2	1	3	7	<b>+19:54.1</b>	64.6%	47
40	39	<b>NILES, Collin</b>	NB		53:06.0	2	4	4	5	15	<b>+20:30.6</b>	63.9%	46
41	42	<b>CROOK, Clell</b>	NT		54:22.2	1	2	4	2	9	<b>+22:01.8</b>	62.2%	45
DNF	40	<b>SNYDER, Ryan</b>	PE				3	1		4			